

**COMMUNITY  
IS  
STRENGTH.**

Agenda Item: 11a\_supp  
Meeting Date: October 8, 2024

# South King County Community Impact Fund 2.0

Port of Seattle Commission Meeting  
October 8, 2024



Bookda Gheisar

Pearse Edwards

AJ McClure

# Agenda

1. Overview
2. Outcomes
3. Proposed Improvements
4. Next Steps + Discussion



# SKCCIF Mission + Vision

## MISSION

The Port removes systemic barriers and enhances the quality of life for structurally excluded communities. We do so by increasing access to living wage jobs in Port-related industries, improving public spaces, and investing in community-led projects.

## VISION

SKCCIF is a model for partnerships that address structural inequities, creates thriving communities, and advances equity for all.



# Executive Summary: Programs

Program	Scope of Work	Length + Amount
<b>Economic Recovery</b> <i>70% of total SKCCIF funds</i>	Workforce development, job creation programs, or economic recovery solutions in Port or port-related industries (Aviation, Construction, Maritime, and Green jobs/Green Careers)	Single and multi-year projects (up to 3 years)  \$60k (single year), up to \$250k (multi-year)
<b>Environmental Grants</b> <i>20% of total SKCCIF Funds</i>	Community-led projects within airport cities to enhance livability, improve green spaces, and restore forests; includes public space improvements (parks, school playgrounds, or public square); equipment or artwork installations; or neighborhood or environmental stewardship and restoration projects	Single and multi-year projects (up to 3 years)  \$20k (single year), up to \$60k (multi-year) <i>Requires 2:1 match</i>
<b>WMBE</b> <i>10% of total SKCCIF Funds</i>	Interlocal agreement, consultant, and staffing to remove barriers, build and foster capacity of businesses and grow WMBE participation on Port contracts: <ul style="list-style-type: none"><li>- Highline College Small Business Development Center (SBDC)</li><li>- PortGen Business Accelerator (10-Week Mentorship Program)</li><li>- Advanced PortGen Technical Assistance workshops</li></ul>	\$760,000 for 5 years



# Executive Summary: Investments

From 2020-2024, the South King County Community Impact Fund procured four funding cycles to contract with community-based non-profit organizations.

Cycles 1-4 committed a total of \$9.25 million:

Funded Areas	# Partners	# Projects	Total Funds Committed
Economic Recovery	26	34	\$6,674,591
Environmental	26	43	\$1,422,348
WMBE	N/A	7	\$760,000
Capacity Building (over 4 years)	N/A	N/A	\$400,000
<b>TOTAL</b>	<b>52</b>	<b>84</b>	<b>\$9,256,939</b>

# Program Outcomes: Economic Recovery

Workforce training and job placement in Port sectors

## Cycles 1-4:

Distinctive nonprofit orgs

26

Projects

34

Organization	Aviation	Construction	Green Jobs	Maritime	Small Business	General
Aerospace Joint Apprenticeship Committees (AJAC)	•	•	•	•		
African Chamber of Commerce PNW					•	
African Community Housing & Development (ACHD)	•	•	•	•		
Asian Counselling & Referring Services	•	•	•	•		
BIPOC Apostrophe	•	•		•		
Boys & Girls Club of King County			•			
Business Ending Slavery and Trafficking (BEST)	•	•	•	•		
CARES of Washington	•	•	•	•		
Casa Latina		•				
Chief Seattle Club			•			
El Centro de la Raza (to date)	•	•	•	•		
Evergreen (Seattle) Goodwill	•		•			
Key Tech Labs			•			
Latino Civic Alliance (LCA)		•	•	•		
Neighborhood House	•					
Partner in Employment	•		•			
Puget Sound Welcome Back Center						•
Serve Ethiopians WA	•					
Washington Maritime Blue				•		
World Relief Seattle						•
Your Money Matters Mentoring (YMMM)		•				

# Program Outcomes: Economic Recovery

Placements + Clients Served

**Cycles 1-3:**

Received Port-related career services

**3,615**

Average Hourly Pay Range

**\$17-\$34**

Received job/internship placement

**2,555**

## SKCCIF Contractors' Outcomes

	21-22	22-23	23-24	Total
Organizations Contracted	10	12	18	40
		Distinctive Organizations:		21
Job placements	156	450	306	912
Pre-apprenticeship	153	78	141	372
Apprenticeships	-	8	-	8
Internships	110	20	32	162
Job or internship retention	144	354	603	1,101
<b>Placement &amp; Retention Total</b>	<b>563</b>	<b>910</b>	<b>1,082</b>	<b>2,555</b>
Trainings & workshops	132	718	519	1,369
Opportunity Youth MA program	-	27	49	76
Participants /trained	984	759	282	2,025
Clients served	724	1,586	1,305	3,615
Contracts' Value	\$951,882	\$2,994,955	\$1,258,877	\$5,205,714
Cost per Placement & Retention	\$1,691	\$3,291	\$1,163	<b>\$2,037</b>
Cost per Clients served	\$1,315	\$1,888	\$965	<b>\$1,440</b>

# Program Outcomes: Environmental Program



**32**

**Organizations  
Funded**

47% BIPOC-LED  
ORGANIZATIONS



**44**

**Projects**

18 COMPLETED

650+ TREES  
PLANTED

3200+ VOLUNTEER  
HOURS LOGGED

3200+ EDUCATION  
+ TRAINING HOURS



**14**

**Park Stewards  
Working in  
Green Jobs**



**27**

**Parks  
Restored**



# WMBE/Small Business Support Programs



Interlocal Agreement (ILA):  
Highline College Small Business  
Development Center (SBDC)



Advanced PortGen Workshop  
Series



PortGen: Business Accelerator  
Mentorship Program



## Overall Outcomes

- Direct support of WMBE businesses in South King County and English as a Second Language (ESL)
- Business development through workshops
- Enhanced understanding of contracting with the Port
- Expansion of Port's Vendor Connect supplier database
- Increased WMBE Businesses pursuing Port contracts as a Prime or Subcontractor
- Continued partnership with SBDC and Soundside Alliance cities

# Community Outreach 2020-2024

12

Community Reviewers

*for Cycles 3 + 4*



6

Community Liaisons



# Process Improvements Based on Community Input 2020-2024

## Capital Startup Funds

25% of the yearly funding provided within 30 days of the start of contract for Economic Recovery funded projects, starting with Cycle 4

## Multi-Year Funding

A broader range of funding amounts and timelines to allow maximum impact to program development, includes providing a minimum and maximum contract amount per portfolio

## Match Requirement

Achieved a policy change by lowering the Environmental Grants Program mandate match from 3:1 to 2:1

## Community Reviewers

Opportunity for community reviewers to participate throughout the consensus process from start to end

## Cohort Learning Model

Regular partner meetings with Economic Recovery partners to discuss best practices, shared learning and networking to amplify impact

# Changes Moving Forward Based on Community Input

<b>Increase Program Accessibility</b>	Increase information and TA and sessions during the RFP process	Offer “first time applicant” workshops	Simplify/shorten the contracting process
<b>Expand Investments</b>	Use the Port Equity Index to drive investments	Many communities in SKC are experiencing inequity	Opportunity to build capacity in under-resourced areas
<b>Continue Building Community</b>	SKC Fund creates a space for environmental education	Foster community ownership in public spaces	Continue to build partnerships in ways that didn't previously exist

# Proposed Funding for SKCCIF 2.0 - \$14 million



Strengthen relationships with diverse communities



Expand geographical eligibility in King County




Prioritize support and funding in the six near-airport cities



Increase and sustain environmental improvements



Support more WMBE and Small Businesses



Redesign model of Economic Recovery program

# Expand Geographic Eligibility in King County



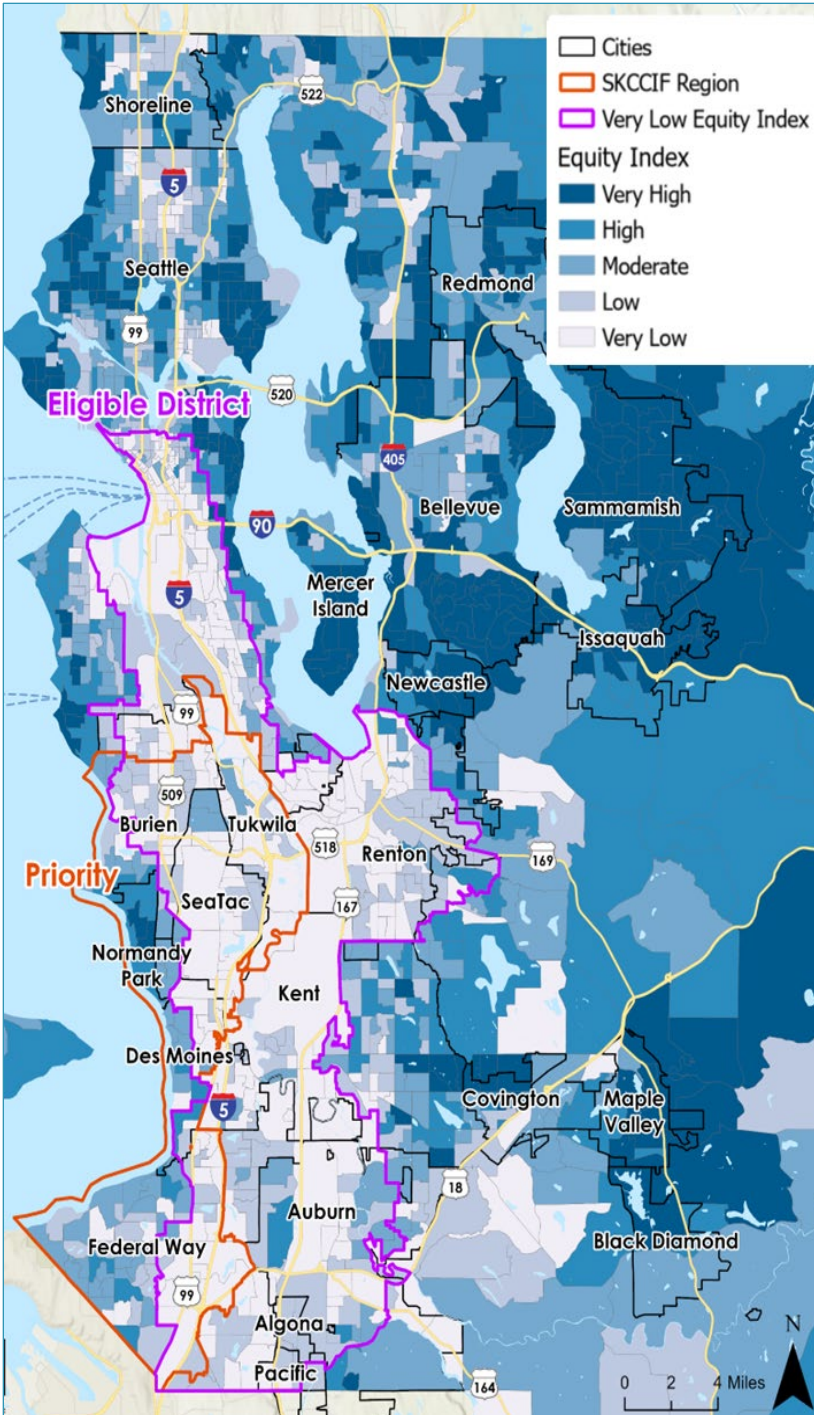
## Priority Region

Burien  
Tukwila  
SeaTac  
Normandy Park  
Des Moines  
Federal Way



## Eligible Region

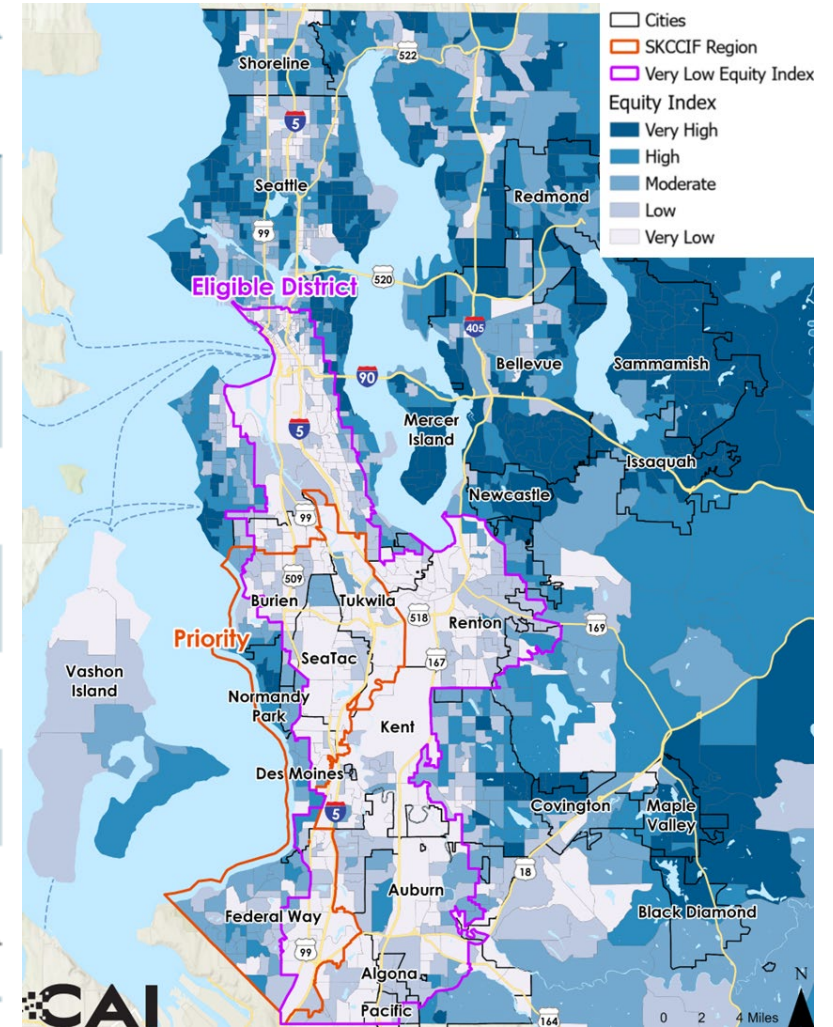
South Seattle  
White Center  
Bryn Mawr-Skyway  
Renton  
Duwamish Valley  
Kent  
Algona  
Pacific



# Equity Concerns Countywide

Metric	SKCIFI Region*	Very Low Equity Index	King County
Non-White Residents	53%	55%	41%
Foreign-Born	28%	29%	25%
English Language Learners	9%	10%	4%
Poverty Rate	10%	12%	8%
Toxic Risk	2,954.45	8,145.27	4,208.09
PM 2.5	6.93	6.90	6.89
Asthma Rate	3.48	3.65	2.83
Urban Tree Canopy	33%	27%	33%

\*Burien, Tukwila, SeaTac, Normandy Park, Des Moines, and Federal Way.

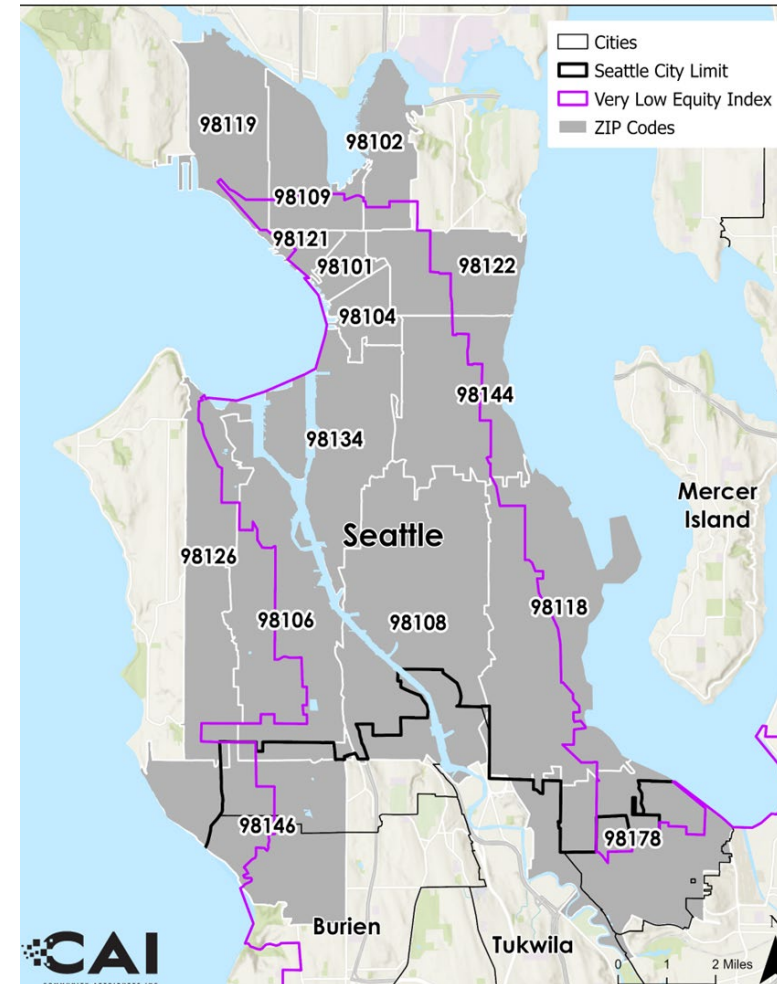


CAI

# Equity Concerns Countywide

ZIP Code	Seattle City Limits		Eligible District	
	Completely Within	Partially Within	Completely Within	Partially Within
98101	X		X	
98102	X			X
98104	X		X	
98106	X			X
98108		X	X	
98109	X			X
98118	X			X
98119	X			X
98121	X			X
98122	X			X
98126	X			X
98134	X		X	
98144	X			X
98146		X		X
98178		X		X
<b>Total</b>	<b>12</b>	<b>3</b>	<b>4</b>	<b>11</b>

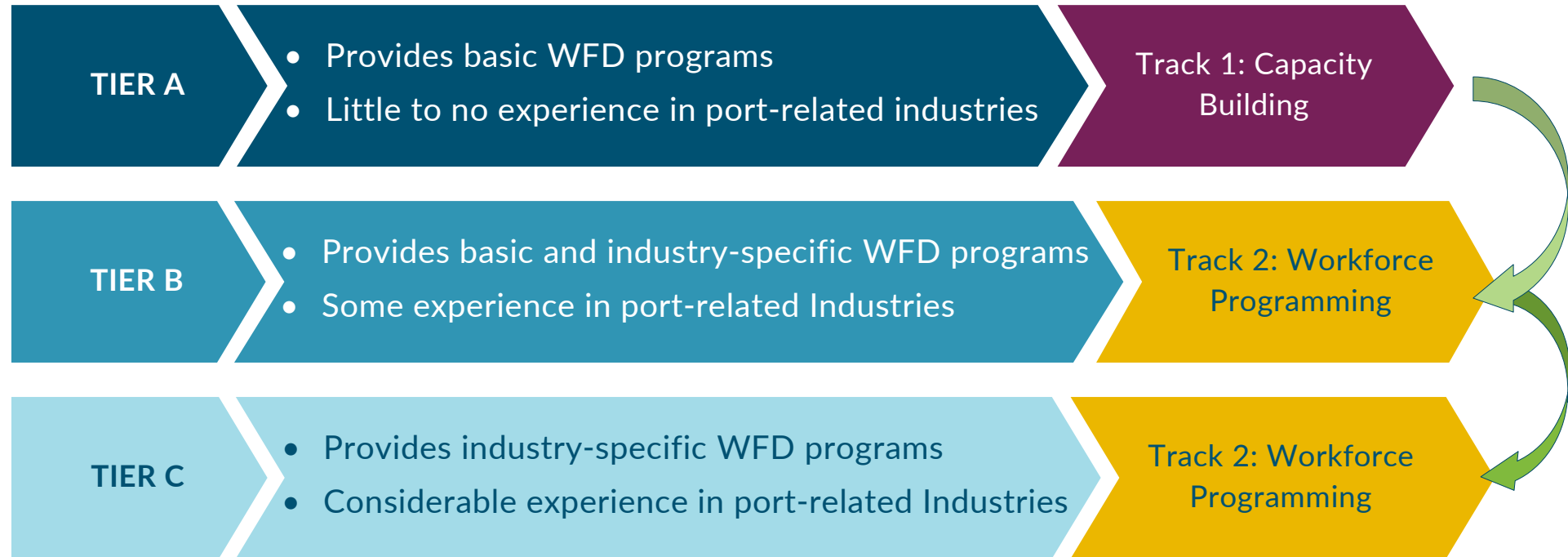
ZIP Codes Within Seattle City Limits and Very Low Equity Index



# SKCCIF 2.0 - Program Model Improvements

## Key Changes:

- Shifting from a "one-size-fits-all" model to tiered approach
- Providing industry-specific technical support



# Next Steps

Commission Meeting

October 22, 2024

Outreach + Engagement

Q4 2024 until the release of RFP

Release RFPs

Economic Opportunities for Communities

- Track 1 RFP: March 2025
- Track 2 RFP: July 2025

Environmental Program

- Cycle 5 RFP: September 2025

# Thank You

---

Questions? Perspectives? Discussion.

